



PORT 1 mini

Physical Dimensions (W×H×D)	69×163×36 mm (2.72×6.42×1.42 in)
Mounting Height	975 mm (38.39 in) to lower edge (can be adapted to local requirements)
Screen	4" display, 480×800 pixels, touch panel
Power Consumption	max. 6 W
Standby Mode	Yes, triggered by proximity sensor
Power Supply	24-48 VDC or PoE (IEEE 802.3af)
Card Reader	Supports all common RFID tags (all tags must be pre-qualified by our test service center prior to installation)
Range of Application	Temperature: 0 to 45 °C (14 to 113 °F) Humidity: 0 to 90% non-condensing Indoor use only

PORT 1 mini



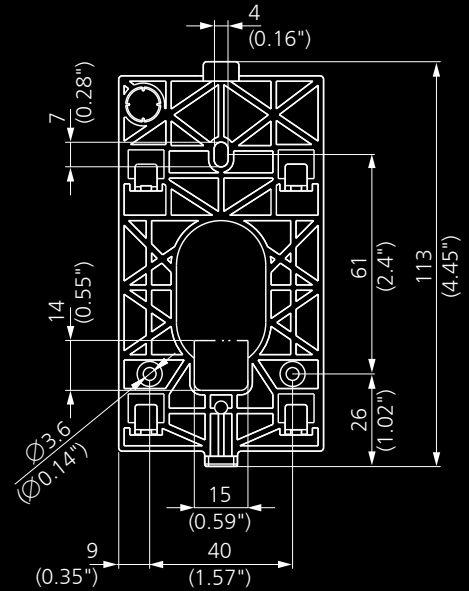
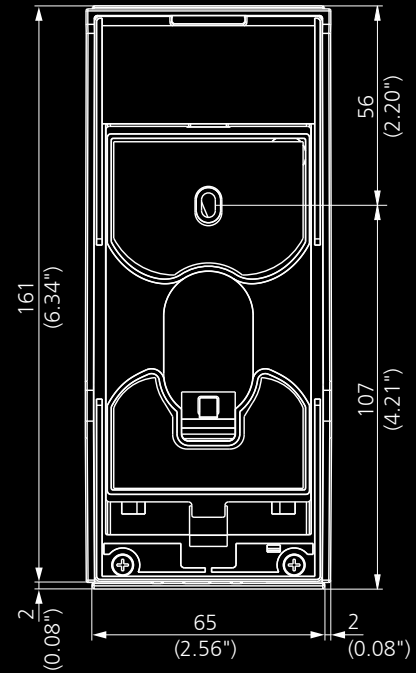
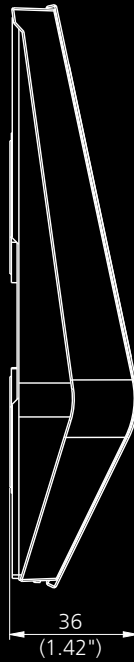
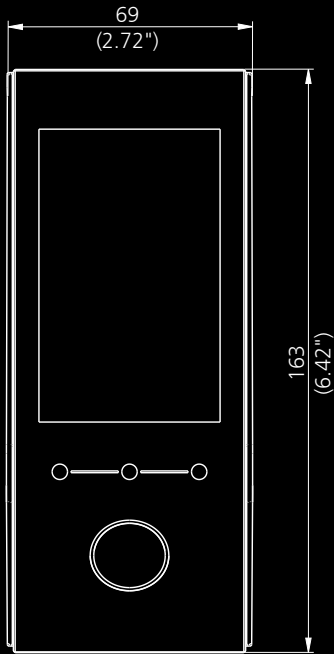
Black Titanium



Space Gray



White Aluminum



For further information including location of the Schindler office nearest you, please visit:
www.schindler.com

Schindler Elevator Ltd.
 Zugerstrasse 13
 CH-6030 Ebikon
 Switzerland
 Phone +41 (0)41 445 31 31

porttechnology@schindler.com
www.theporttechnology.com

